



16371 Table Mountain Parkway
Golden, CO 80403
www.epiloglaser.com

Inside:

- Laser Success: Vietnam Handicraft JSC.
- Company News: Epilog Fusion M2 40
- Company News: Fairway Laser Systems
- Sample Club: Engraving Clothespin Picture Holders
- Educational Opportunities: Laser Clinics




Educational Opportunities:
International Awards & Personalization Expo
Las Vegas, Nevada
March 1, 2016 1:00 p.m. - 2:30 p.m.
Engrave Photos Like a Pro
Join Mike Dean, a.k.a. "Mr. Epilog", as he covers photo-engraving techniques that use PhotoLaser Plus, CoreIDRAW®, and Corel PHOTOPAINT™. This seminar will cover cropping photos, creating vignettes, removing backgrounds, transforming photos, and engraving large murals. Additional CoreIDRAW tips and tricks will also be shared!

NBM Arlington
Arlington, Texas
March 10, 2016 8:30 a.m - 10:30 a.m.
Getting the Most from your Laser Investment - Tips, Tricks & Techniques
Industry expert Craig Nelson will be providing an in-depth look at lasers, laser processing and how you can bring this technology into your business and create real success. What are the best laser processes that you can add to your business for the highest profits? How do you go about choosing the right laser for your application? Here you'll view a laser in action and see why this technology has grown in popularity to make Epilog the largest manufacturer of small format lasers in the world. Make sure to bring your questions as this course will include a Q+A session!



PAGE 1 & 2
Laser Success:
Vietnam Handicraft JSC.



PAGE 2
Company News:
Epilog Fusion M2 40



PAGE 3
Company News:
Fairway Laser Systems



PAGE 3
Sample Club: Engraving
Clothespin Picture Holders



PAGE 4
Educational Opportunities:
Laser Clinics



Laser Focus

Customer Newsletter

● 1ST QUARTER 2016

Web Updates

Company News:

Seventh Annual Epilog Challenge
epiloglaser.com/home/pr/epilog-challenge-7.htm

Sample Club:

Laser Cut & Engraved Wood Ornaments
epiloglaser.com/resources/sample-club/christmas-ornaments.htm

Company News:

2015 Year in Review
epiloglaser.com/home/pr/2015-review.htm

Sample Club:

Laser Cut Christmas Cards
epiloglaser.com/resources/sample-club/popup-xmas-card.htm

UPDATE YOUR CONTACT INFO:
epiloglaser.com/contact

Vietnam Handicraft JSC Selects Epilog Laser Systems to Expand Pop Up Card Offerings

Lasers are incredibly versatile tools that can work on a variety of mediums – one of the most popular being different papers and cardstocks. Until recently, Xuan Phuc Ngo, director of Vietnam Handicraft JSC., offered beautiful, intricate, pop-up cards from a third party as part of his product line. That is until he realized a much more time and cost-effective solution was to purchase a laser cutter of his own.

In 2012, Mr. Ngo contacted Namson Engineering Co., Ltd., the exclusive Epilog Laser representatives in Vietnam.

"I needed an affordable laser system that allowed me to make my own pop-up cards," Ngo said. "I contacted Namson to ensure that an Epilog system would meet my needs."

As he was just starting out, Mr. Ngo opted for a Zing 16 Laser system to tackle the paper cutting/ engraving applications he had in mind. After a short time, he realized the laser was just the versatile tool he needed that would allow him to create his own intricate pop-up cards and décor.

The first month after purchasing the Zing 16, Mr. Ngo spent most of his time learning how to create the design files for all types of cards. After getting over that initial design hurdle, he is now producing an impressive array of greeting cards and paper decorations.

"Thanks to the Epilog Zing, I'm able to produce the pop-up cards for my own company and keep my business stable," Mr. Ngo said. "I can quickly meet all of the customers demand for the product. The Epilog system allows me to do this faster and with higher-quality results than ever before."

Mr. Ngo credits the Zing 16 with allowing him to create more sophisticated and visually appealing products. Additionally, the laser allows him to produce cards with exceptional detail without any burning or scorching of the surface material.



(Continued pg. 2)


Continued...

Vietnam Handicraft JSC Selects Epilog Laser Systems to Expand Pop Up Card Offerings



The demand for pop-up cards has increased dramatically – so much so that Mr. Ngo purchased a new Zing 16 every few months to keep up with his customers. Now on his tenth Zing 16, he is better able to meet the demands from customers all over the world.

“Although we are still new to the field of pop-up cards, our Epilog Laser systems have been able to help us meet our customer’s expectations – in Vietnam and across the globe.”



Epilog Laser Releases Fusion M2 40 Laser



Our Latest Standard in Laser System Design

Epilog Laser is excited to announce the addition of the Fusion M2 40 to the company's laser line up. Following the great success of the Fusion M2 32, Epilog has adapted the technologies developed for the Fusion M2 series into the top-of-the-line 40" x 28" (1016 x 711 mm) system, including the popular dual-source capabilities and eView Camera Module. Epilog has also incorporated significant improvements in the exhaust airflow and enhanced the cooling of all heat-generating components.

“With its larger size, the Fusion M2 40 allows our customers to tackle even larger jobs – both CO2 and fiber applications – in one system,” said Mike Dean, vice president of sales and marketing for Epilog Laser. “Now, regardless of material – wood, bare metal, acrylic or other engineered plastics – our users have a large-scale, single system that will process all these materials, within the same job.”

In addition to high-quality components and unparalleled cutting and engraving results Epilog's equipment is known for, the Fusion M2 40 features dedicated optics and a dedicated beam path for each of the laser sources before combining the paths prior to focusing.

“Other dual-laser systems compromise on optics or force you to switch out the laser source and/or the optics,” Dean said, “but with the M2 40 there's no need to swap out anything; everything happens automatically.”

Company News: Fairway Laser Systems Opens New Headquarters



Long-time Epilog Laser distributor, Fairway Laser Systems, is excited to announce the company has moved its corporate headquarters to a newly-built facility in Valparaiso, IN. Fairway Laser Systems, Epilog's exclusive representatives in Illinois, Indiana, Ohio, and Michigan (excluding the upper peninsula), also have offices in Ohio and Michigan.



“As we enter our 19th year representing Epilog Laser, we are excited and proud to take this step,” said Dan Molchan, owner and president of Fairway Laser Systems. “Our new facility will have a state of the art demonstration room, a large and fully-functional classroom for continuing education, and in the near future, a tech support department allowing for parts inventory and service.”

“We couldn't be more excited for the team at Fairway and all of their exciting developments,” said Mike Dean, vice president of sales and marketing for Epilog Laser. “The new facility is functional, stylish and will allow Fairway to continue providing the top-notch service and support they're known for.”



Stay tuned for future announcements on grand opening activities, training sessions and more. www.fairwaylaser.com

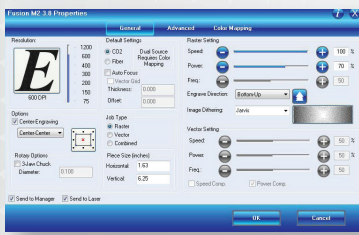
Sample Club: Laser Engraved Clothespin Picture Holders

These oversized clothespins are a fun and unique way to display your treasured photos or other announcements, invitations, etc. They also make it super easy to switch out photos all year round!




Materials List:

- Jumbo Clothespins - We purchased ours from amazon.com
- An Epilog Laser System




1) Open the file and adjust the print settings according to your laser's wattage. Choose Center/Center engraving to easily ensure a proper alignment of the engravings.

SP 100 / PWR 70 / DPI 600



2) Measure the clothespin to locate the center and mark and lightly mark an x with a pencil. Place the clothespin in the system and set the focus. Utilize the Red Dot Pointer to locate the marked center, set your home position and press Go!



3) Watch as the laser quickly and efficiently engraves your custom design.

For more information including material sources and downloads, visit www.epiloglaser.com/resources/sample-club/clothespin-photo-holder.htm