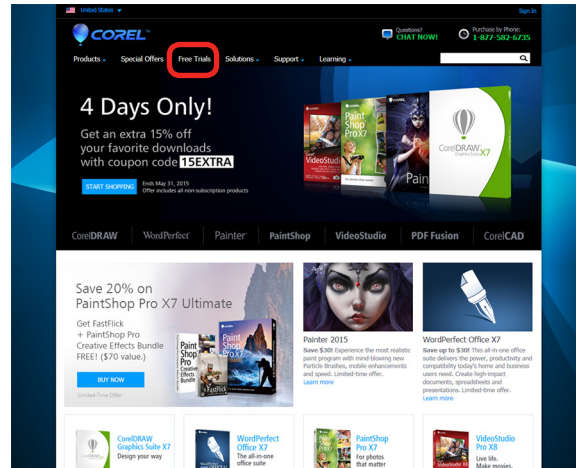


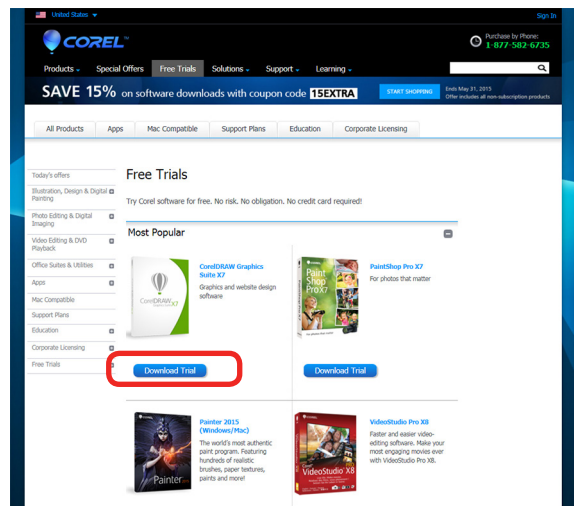
CORELDRAW X7 UPGRADE PACKAGE

Installing CorelDRAW X7 Upgrade Package

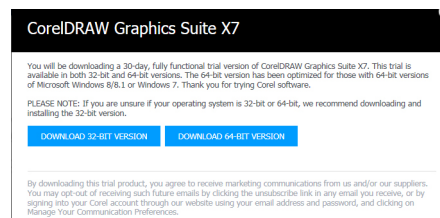
1. To upgrade your software to CorelDRAW X7, go to www.corel.com and click the **Free Trials** tab.



2. Click **Download Trial**.

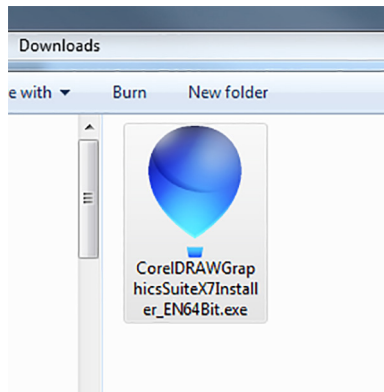


3. Download the appropriate version for your computer (32- or 64-bit versions).



CORELDRAW X7 UPGRADE PACKAGE

- Once you have downloaded the trial version, go to the folder where you saved the file and run the file.



- Select "I have a serial number or subscription code."



- Type in the 28 digit serial number printed on the certificate you received from Epilog Laser.

